

# Spelling

## Activity Challenges

twinkl

# UPPER and Lower

Write each of your words out **two** times. Write in **UPPERCASE** the first time and in **lowercase** the second time.

**LITERACY / literacy**

# Joined-Up Writing

First write out your words in unjoined writing. Next, write them again in **joined-up writing**.

**Literacy** / *Literacy*

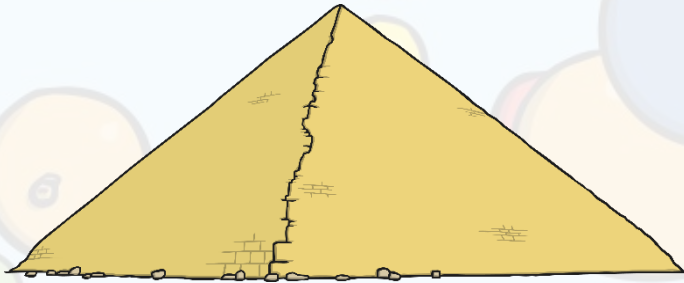
# Rainbow Words

Write your words out in pencil. Next, draw around each letter five more times using a different coloured pencil.



# Pyramid Writing

Write each of your words like a pyramid:



s  
s o  
s o m  
s o m e


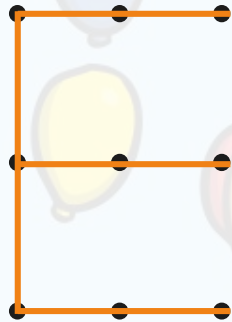
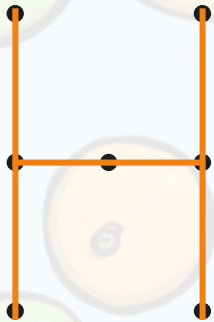
# Fancy Letters

Write each of your words using fancy writing. Your letters could be curly or dotty... or whatever you decide!



# Join the Dots

Write each of your words using dots. Then join the dots with a coloured pencil to make your word.



# Air Writing

Write your words in the air with your finger. Ask someone to read your words as you write. Or spell your word to a friend and ask them to air write the letters.



# Letter Magnets

Look at the words in your jotter. Try to make each one using the letter magnets. Check if you used the correct letters!

A B C

# ABC Order

Write your words out in alphabetical order.

A

B

C

# Backwards Words

Write your words out forwards and then backwards.

**backwards**

**sdrawkcab**

# Across and Down


Write your words across and down, sharing the same first letter.

Example

x  
a  
m  
p  
l  
e

# Spelling Flowers

Draw a big flower. Write each of your spelling words on one of the petals!



# Blue Vowels

Write out each of your words. Go over the vowels in each word using blue pencil.

**Example of Challenge**

# Tell a Story

Use all of your spelling words in a short story that makes sense!  
Underline your words with a ruler.

example

